



RESOURCE MANAGEMENT AGENCY

5961 SOUTH MOONEY BLVD
VISALIA, CA 93277
PHONE (559) 624-7000
FAX (559) 730-2653

Aaron R. Bock Economic Development and Planning
Reed Schenke Public Works
Sherman Dix Fiscal Services

REED SCHENKE, DIRECTOR

MICHAEL WASHAM, ASSOCIATE DIRECTOR

September 3, 2019

Supervisor Kuyler Crocker (Chairman) (District One)
Supervisor Pete Vander Poel (District Two)
Supervisor Amy Shuklian (District Three)
Supervisor Eddie Valero (District Four)
Supervisor Dennis Townsend (District Five)
Jason Britt, CAO
2800 West Burrel Avenue
Visalia, CA 93291

Dear Supervisors and Mr. Britt:

The Public Works Branch of the Resource Management Agency (RMA) respectfully submits the following report to you to document the progress in the branch for the month of August 2019.

AUGUST WAS A MONTH OF CONSTRUCTION PROJECT CELEBRATIONS

AVENUE 280 WIDENING PROJECT



On August 6th the County celebrated the Avenue 280 Widening Project, a partnership with the City of Visalia, Tulare County Association of Governments and Caltrans. This project widened and improved Avenue 280 (also known as Caldwell Avenue) by designing and constructing approximately 2-miles of four-lane roadway with treated median and/or median lane. The project also includes buffered bike lanes, a multi-use trail, and drainage pipeline. The project limits are between State Route 99 and Akers Street. This widening project improves safety, provides for alternative modes of transportation (i.e. bicycles, pedestrians), improves the level of service along the corridor, and improves regional access to State Route 99. The project represents a

portion of the ultimate plan to improve the 13-mile stretch of Avenue 280, Caldwell Avenue, and Visalia Road that extends through the cities of Visalia, Farmersville and Exeter. Staff is working with Cal Valley Construction to submit final paperwork in preparation for closing out and taking the project to the Board for final acceptance.

ALLENSWORTH SCHOOL SIDEWALK RIBBON CUTTING

On August 26th a Ribbon Cutting Celebration was held at the Allensworth Elementary School to commemorate this Safe Routes to School Project. This project constructed approximately 640 linear feet of sidewalk in front of Allensworth Elementary School and around the local community center. This project included curb and gutter, asphalt paveouts, pavement markings, striping and ADA ramps. This project was funded through the 2017 Active Transportation Program Augmentation. Funds for this program were made available through Senate Bill 1. This project provides a safer pedestrian facility on both sides of Young Road (Road 81). The Ribbon Cutting ceremony was attended by approximately 60 Allensworth Elementary School students.



In addition to the Ribbon Cutting Ceremony, County staff continued to work with DOD Construction to submit final paperwork to submit to the Board of Supervisors for formal acceptance before the end of October.

MANAGEMENT GROUP 1:

For August, work highlights performed by Group 1 are as follows:

ROAD MAINTENANCE

Work Performed	LAST Month Total	THIS Month Total	Percent Increase/Decrease(-) from Prior Month
Potholes Patched	61,722	42,153	-32%
Shoulder work (Lane miles)	10	7	-30%
Blade Patches (Miles)	38	19	-50%
Bridges maintained	2	1	-50%
Constituent requests	88	78	-11%
After hour call-outs	18	19	6%

On August 19th a crew consisting of approximately 30 Construction Maintenance Workers, Traffic Control Workers and support staff from all districts teamed up to begin our annual chipseal road maintenance program. For this year, our crew will chipseal approximately 78 miles of road to extend their service life.



A new addition to our crew – **Supervisor Townsend**

Graphs showing a comparison of the work performed in 2018 and 2019 by the Roads Department is attached to the end of this report.

ROAD DISTRICT 1:

Activities in August include:

- Continued to install bus shelter for Group 3 (Transit);
- Continued to prep roads in preparation for the Chipseal road maintenance program;
- Performed approximately 3 miles of mowing and weed abatement:



Crews continued blade and pothole patching in the vicinity of the Camp Nelson area:



Blade patch on Redwood Drive

Responded to citizen request for shoulder maintenance near and in front of mailboxes in on Meadowlark in District 1:



Before



Before



After

ROAD DISTRICT 2:

Activities in August include:

District 2 Road Superintendent Ernie Saucedo is the lead person to oversee the crew for the County-wide Chipseal maintenance program.

Crews continue to fill potholes big and small:



Although our resources for manpower is primarily on the chipseal program, crews were still able to perform blade patching and overlays:



Responded to five (5) after hour call-outs for downed power lines, sinkholes, and for trees on private property falling onto County right of way:



- Completed the overlay project on Road 48 at State Route 137 in Okieville.

ROAD DISTRICT 4:

Activities in August include:

Completed the installation of asphalt concrete dike at the intersection of Road 80 and Avenue 328:



Repaired damaged guardrail:



Before



After

- Responded to five (5) afterhour call-outs for fires, vehicle accident, pole down and flooding;
- Performed over six (6) miles of mowing and weed abatement at 12 locations;
- Responded to 10 requests for litter removal and 16 calls for other road related issues.

ROAD DISTRICT 5:

Activities in August include:

- Performed 11 days of blade patching covering about three (3) miles of roads;
- Performed four (4) days of pothole patching covering about 43 miles with **10,750** potholes filled;
- Responded to 14 requests for litter, hazardous items on roadway, trees down, and other issues;
- Crews continued brush and tree trimming:



Continued blade and pothole patching:



Repaired intersection where the asphalt had rolled up due to heavy truck traffic:



Removed distorted asphalt



Replaced with new asphalt

TRAFFIC CONTROL:

SIGN MAINTENANCE

Work Performed	Last Month Total	This Month Total	Percent Increase/Decrease(-) from Prior Month
New signs installed	8	45	463%
Routine maintenance of signs	76	78	3%
Vandalized signs repaired/replaced	93	145	56%
Worn traffic signs repaired/replaced	81	63	-22%
Miles of Road striped	151	35	-77%
Stencils installed (Sq ft)	1840	2814	53%
Traffic signal repair	3	9	200%
Illegal signs Removed from Right of Way	15	25	67%

Activities in August include:

Installed the following Board approved traffic control devices:



Installed All-Way Stop intersection at Avenue 248 at Road 124



Installed All-Way Stop Intersection At Road 140 at Avenue 248

Completed the installation of pedestrian crosswalk, red curb/No Parking signage at the Orosi Swap Meet located at the intersection of Road 124 and Avenue 413:



- Painted red curbing and installed “No Parking” signs at the southwest corner of Court Street and Spani Road in Pixley;
- Painted red curbing and installed “No Parking” signs at the southwest corner of Avenue 196 and Road 228 in Strathmore.

Traffic Control crews also upgraded signs and installed flashing beacons at the intersection of Avenue 256 and Road 124



- The Traffic Control crew shadowed the chipseal crew striping roadways;
- Crews responded to 19 after-hour call-outs for Stop signs down or signal malfunctions.;

TRAFFIC DIVISION:

- Staff reviewed constituent requests for Stop signs, speed advisories, etc. as they were received;

SAFETY:

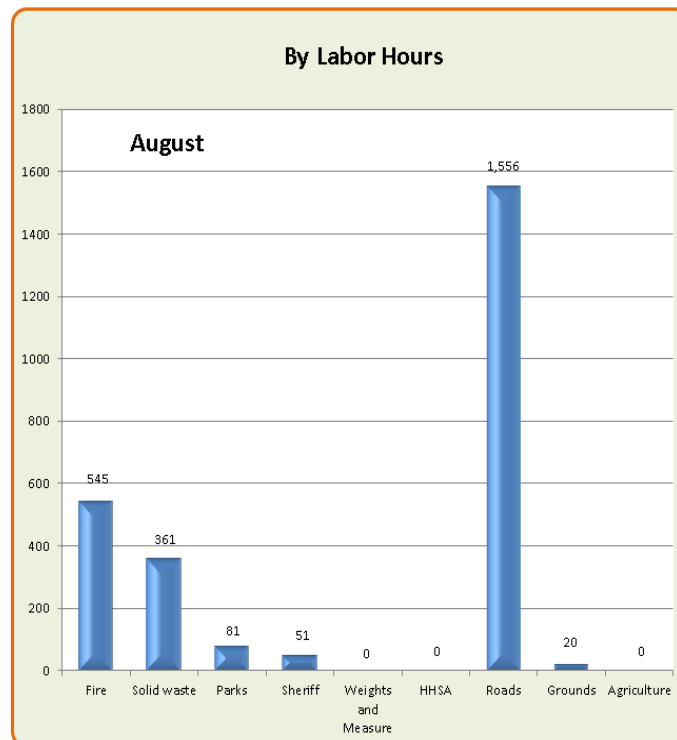
For the month of August there were 4 claims filed through Risk Management during this reporting period;

- Field visited 8 locations of work by our maintenance crew and contract work to observe safety practices and procedures. This includes locations for the installation of Stop signs and all chipseal roads;
- Received a litigation hold (Francine Salazar) for information on the intersection of Avenue 256 at Road 124.

HEAVY EQUIPMENT MAINTENANCE DIVISION:

For the month of August, the Heavy Equipment Shop maintained various pieces of equipment for 6 agencies completing 386 work orders for a total of 2,614 hours as shown in the chart below:

Agency	Work Orders	Labor Hours
Fire	45	545
Solid waste	40	361
Parks	12	81
Sheriff	5	51
Weights and Measure	0	0
HHSA	0	0
Roads	279	1556
Grounds	5	20
Agriculture	0	0
Total	386	2614



ENCROACHMENTS:

The following encroachments within the right-of-way were addressed as follows:

ENCROACHMENTS

Work Performed	Last Month Total	This Month Total	Percent Increase/Decrease(-) from Last Month
Photos taken for encroachments, collisions, etc.	235	1482	531%
Calls of complaints, violations	24	22	-8%
Encroachments cases opened - Letters sent	7	3	-57%
Encroachment cases closed due to compliance	5	4	-20%
After hour alarm calls for roadyards	5	6	20%
Miles driven to patrol roads	2246	2466	10%

- Met two (2) property owners regarding right-of-way encroachment questions.

MANAGEMENT GROUP 2:

BRIDGE PROJECTS

Construction of the M220 Bear Creek Road Bridge over Rancheria Creek moved quickly during the month of August. Contractor Agee Construction formed and cast abutment pilasters, placed all Stage 2 falsework, formed the bridge deck including placement of all reinforcing steel, post-tensioning ducts and deck voids, cast the Stage 2 bridge deck/superstructure, performed post-tensioning and formed/cast all bridge post-tensioning closure pours and backwalls. In September, the contractor is expected to form/cast Stage 2 barrier rail, backfill behind abutments and place all roadways fills and asphalt.

At the current pace, bridge construction will finish by the end of October.



During the month of August, initial environmental analysis and development of studies (traffic, hazardous waste, water quality, hydraulic, biological resources, wetlands, historic resources, land use/community impacts, farmlands and cultural resources), continued on the following projects:

- Avenue 376 Traver Canal Bridge
- Avenue 428 Sand Creek Bridge
- Avenue 108 Lakeland Canal Bridge

Design consultants continue to work on the following projects:

- Avenue 424 Traver Canal Bridge
- Road 204 Wutchumna Ditch Bridge
- Avenue 364 Cottonwood Creek Bridge
- Avenue 392 Sand Creek Bridge
- Avenue 174 Friant-Kern Canal Bridge
- D112 Bates Slough Bridge
- D112 North Branch Tule River Bridge

During the month of August, consultants continued moving forward with the environmental and preliminary engineering phases of the eight projects listed above.

ROAD CONSTRUCTION PROJECTS

SAFETY AND COMMUNITY IMPROVEMENT PROJECTS:

2017 Community Improvement Project - Phase 3: The project is scheduled to be taken to the Board for formal acceptance on September 10th.

Traver Jacob Street Improvements: As part of the August 20th BOS meeting, the project was awarded to R.J. Berry Jr., Inc. of Selma, CA. Upon award of the project, County staff scheduled a pre-construction meeting for the first week of September. It is anticipated that work on the project will begin by the middle of September.

Woodville Sidewalk Improvement: DOD Construction continued to make good progress in August. The majority of the concrete work on the east west side of Road 168 was complete between the southern project boundary (Woodville Elementary School) and Road 167 in August. The work adjacent to Woodville Elementary was completed by the second week of August having little impact on the start of school. The contractor also completed the majority of the concrete work along the east side of the project between the southern project boundary and Road 168. CSET was on site beginning August 30th to place the sidewalk on the east side of Road 168 and anticipates completion of their portion of the work by Sept. 13th. It is anticipated that all work on the project will be complete before the end of September.

Worth Drive (M146) Safety Improvement Project: The Contractor will begin work on September 3rd and should be completed by the end of the month.

Earlimart Park Improvement Project: Bid proposals were opened on August 15th, and a total of six (6) bids were received. The lowest bid in the amount of \$483,990.60 was submitted by American Paving Co. from Fresno, CA. The construction contract award is scheduled for the BOS meeting of September 10th.

Pixley Main St. Sidewalk Improvement Project: Project bid proposals were received and opened at the BOS on August 20th. A total of eight (8) bids were received. The lowest base bid, in the amount of \$1,200,971.52, was submitted by JT2 dba Todd Companies of Visalia, CA. The construction contract award is pending due to a matter concerning a closed session with the Board of Supervisors.

Alpaugh Center Street Improvements Project: The project is progressing to the 65% benchmark. Exploration at the proposed basin site was completed.

Avenue 144 & Road 96 Safety Improvements Project: This project includes the conversion of a two-way stop-controlled single lane rural roundabout. Initial utility coordination efforts are underway. Thirty-percent (30%) plans is the next milestones for this project.

Community Accessibility Enhancement Project: Since the first official working day of July 29th, the contractor MAC General Engineering has completed all work in the community of Orosi and is nearing completion of the work in Poplar and Strathmore. To date the contractor has completed all concrete improvements in Poplar and Strathmore and is expected to complete the remaining asphalt tie-in work with the next week. Once complete, the contractor will have minor items of work, including street sign replacement and site cleanup before the project will be accepted as complete by the Engineer. It is anticipated that all work will be complete by the middle of September and that the project will be taken to the Board for formal acceptance before the end of October.

2019 RRAA Project 1: This project was awarded to Teichert Construction as part of the July 23rd BOS meeting. Construction will begin September 3rd and should be completed by the end of November.

2019 RRAA Project 2: This project was originally scheduled to award the construction contract on August 20th. However, upon careful examination of the bid proposals, staff discovered that the apparent lowest bidder made a clerical error in its base bid. Due to the potential risk of litigation, staff will be requesting the Board of Supervisors reject all bid proposals received for this project at the September 10th Board meeting. Project will be re-advertised for construction in October.

Road 192 & Road 204 Rehabilitation Project: This project was awarded to Agee Construction as part of the August 13th BOS meeting. Construction will begin in late September and the project is expected to be completed by the end of November.

Avenue 232 Safety Improvement Project: The environmental, NEPA and CEQA NOE, is complete for this safety project. We are currently in the right-of-way (ROW) acquisition and utility relocation process. In order to proceed with the ROW acquisition for the improvements; Plats & Legals were received and notification to the CA Department of Conservation of the intent to acquire property within agriculture preserve was complete on August 23rd. Once the Utility relocation coordination is complete, the appraisal phase will begin. The 60% PS&E will be out for review within the next week.

Road 64 Improvement Project: This project includes reconstruction and widening along Road 64 from Route 198 to Avenue 30. To aid with the right-of-way acquisition process, a public outreach meeting was held on August 21, 2019 at Goshen Elementary School. Based on the feedback obtained, staff can now make slight adjustments to the design.

Avenue 80 Railroad Crossing Improvements: We are pending the signal design and estimate from UPRR. The next phase will be to finalized the PS&E and prepare for construction phase authorization.

Earlimart ATP Sidewalk Improvements: Design for this project is underway. Construction for this project is anticipated to begin in late Summer of 2020.

Avenue 328 Safety Improvement Project: This project was awarded in HSIP Cycle 7. The scope includes the installation of left-turn lanes along Avenue 328 at the intersections of Road 112, Road 138, and Road 156. The completion of 35% design is anticipated by the end of September.

Avenue 256 & Road 204 Signalization and Rehabilitation Project: Design is currently underway.

ASSISTANCE TO ECONOMIC DEVELOPMENT/PLANNING PROJECTS

Public Works provided GIS Maps to other branches of the Resource Management Agency. In August 148 maps were provided to the Planners for 21 separate projects.

ENCROACHMENT PERMITS

In August staff processed a total of 59 new encroachment permit applications. The permit processing numbers and inspections increased again this month and remain at high levels. County inspectors provided oversight and daily inspections for 35-40 daily/recurring active projects, and 4 tracts/parcel improvement projects.

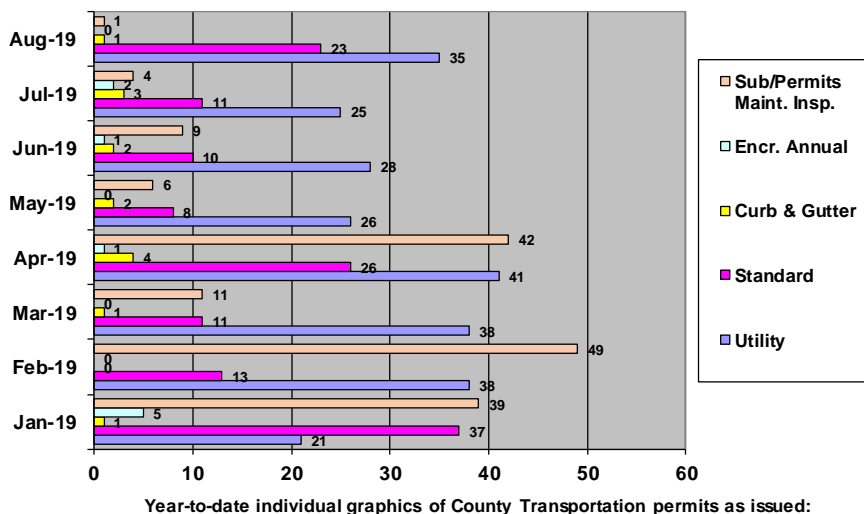
August Permit Large Project Review:

- Wide area upgrades to AT&T telecom lines;
- Gas Co- ENC1900422.

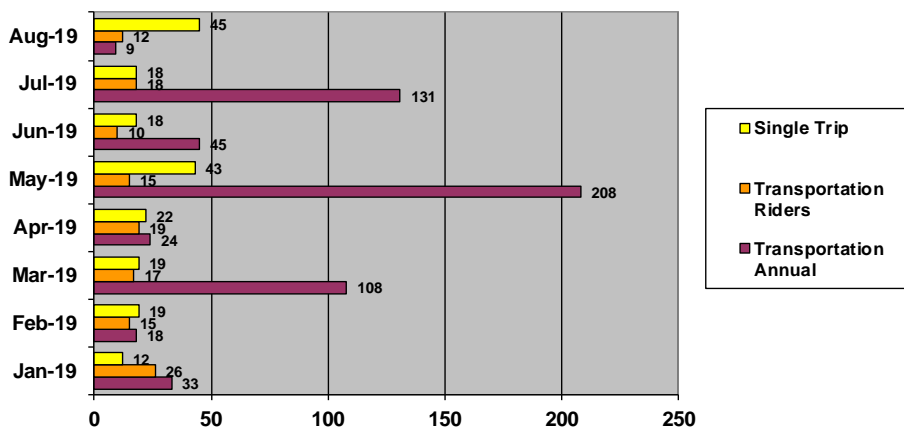
August Permits Processed:

- Processed and issued a total of 167 transportation permits comprised of: 18 rider permits, 18 single-trip permits (including over-sized or overweight loads) and 131 blanket/annual permits;
- Issued 4 sub-encroachment permits for inspections of job sites under utility company annual/blanket maintenance permits, as well as reviewed sites, signing and safety for dozens of short-term repairs;
- Reviewed routing and issued permits for 2 house structure relocations;
- Processed documents, reviewed traffic control plans/routes, and issued 2 special event/parade permits.

Year-to-date individual graphics of County Encroachment permits as issued:



Year-to-date individual graphics of County Transportation permits as issued:



Staff provided inspections and oversight for the following major projects while continuing to provide service to general permits including:

Gas Company – ENC1900351 PSEP Gas Pipeline Pressure Betterment Project: An additional phase to the series of pipeline upgrades that have been installed for the past few years, linking sources in Tulare, Tipton, Cotton Center, Poplar and south Tulare County to upgraded services with larger delivery capacity. This project is installing a 16-inch steel pipeline along the shoulder of Avenue 152, starting near Tipton and continuing east to a junction station near Road 168. Work is scheduled to be ongoing for several months. Engineering estimated cost of project, approximately \$8,000,000.



- Edison – *ENC1900151* Improvements of Transmission services to the City of Woodlake, Tract Map–*TSM17-001/* Quail Ranch;
- Parcel Map Improvements/Sequoia Commons (Self-Help Enterprises;
- Tract Map–789/Goshen Village Phase 1:
- Tract Map–*TSM16-002/Kingsburg Hash* Subdivision

TREE MORTALITY

Tulare Country Fire hand crews felled 412 high hazard trees in the County’s right-of-way of the Western Divide area in August.

MANAGEMENT GROUP 3:

TRANSIT

Staff implemented the changes to Routes 60, 70, 80, & 90 and Lindsay Dial-A-Ride August 5, 2019 as previously presented to the Board. These changes include serving Ducor on Route 80, realigning Route 90 to include the South County Detention Center and the new Altura Health Center in Woodville, adding a stop in Strathmore on the new Route 90, and converting the Lindsay Dial-A-Ride bus into a fixed route bus during off-peak hours.

Staff also provided a presentation to the City of Lindsay city council on August 13, 2019 regarding these changes.

Staff also gave a presentation to the Grand Jury on August 12, 2019 regarding the transit system focusing on service, funding, buses and contracted drivers.



The following graph and chart compare this fiscal year's transit ridership to last fiscal year's ridership, both month-to-month and fiscal-year-to-date. This data has generally been presented on one-month delay to account for the reporting deadline in the transit services contract. As such, the chart here shows data for July:

	July	Prior July	Change	FYTD	Prior FYTD	Change
Total Ridership	18,749	19,635	-4.51%	18,749	19,635	-4.51%
Fixed Route Ridership	18,211	19,043	-4.37%	18,211	19,043	-4.37%
Demand Response Ridership	538	592	-9.12%	538	592	-9.12%
Fixed Route Passengers per Mile	.22	0.24	-8.33%	.22	.24	-8.33%
Demand Response Passenger per Hour	1.63	1.85	-11.89%	1.63	1.85	-11.89%

Staff are working to revamp the transit ridership report and will provide a separate transit report for FY2018/19 in the near future. Staff are also aiming to revamp these monthly reporting activities in the coming months to comply with the current Transit Development Plan which recommended productivity metrics and benchmarks be prepared and reviewed on a monthly basis.

ZONES OF BENEFIT

Operations and maintenance of Zones of Benefit sewer systems continued with **no spills** for the month of August 2019.

Operations and maintenance of Zones of Benefit water systems continued in August 2019 with **no known service interruptions** in Yettem and Delft Colony.

On August 17, 2019 the Seville Water system experienced brief water outage due to an electrical failure which caused the equipment to fail. Due to the possibility of disruptions in service in Seville, users were notified of the repairs via phone call using the AlerTC system and were reminded of the ongoing "Boil Water" notice. Portable toilets continue to be provided to Stone Corral Elementary School and two 5,000gallon non-potable water tanks are available to the school and the community.

On August 20, 2019, the County Board of Supervisors conducted a Public Hearing to consider water rate adjustments for the Yettem Water System and the Seville Water System. The number of valid protests was below 50% of the property owners and the proposed fee adjustment was approved by resolution 2019-0734. The new rates shall go into effect on September 1, 2019 and will appear on the October 2019 customer bills. This step also helps clear one of the LAFCO conditions before the County may transfer the water systems to the Yettem-Seville CSD.

The table below summarizes the water production and wastewater treatment for the month of July, as this data is not provided by the contractor until mid-month. There is no data for the lift station at El Rancho, as there is no flow totalizer.

Zone of Benefit - Water & Wastewater Volumes July 2019				
Sewer Systems			Water Systems	
Total Monthly Flow (Gallons)		% Capacity	Total Monthly Flow (Gallons)	
Delft Sewer	918,101	52%	Delft Water	3,699,000
Seville Sewer	778,230	50%	Seville Water	2,963,700
Yettem Sewer	771,387	59%	Yettem Water	2,044,900
Wells Tract Sewer	559,000	95%	Wells Tract Water	2,294,040
Tonyville Sewer	328,440	15%		
Tooleville Sewer	581,963	54%		
Traver Sewer	1,239,039	45%		
TBSMD	3,311,606	36%		
El Rancho Sewer	Treatment provided by City			
TOTAL		8,487,766	TOTAL 11,001,640	

WATER/SEWER PROJECTS

Construction of Phase 1 of the Yettem-Seville Water System Improvement Project is ongoing. Staff met with the Division of Drinking Water on August 7th to discuss the transition plan from the old system to the new system. A follow up meeting between Self Help Enterprises, CSET and the Division of Drinking Water will be held in September. The Contractor has been paid for 24.60% of the contractor amount for work completed before July 31st.

Staff continue to work on the Phase 2 grant application for the interconnection of the Yettem and Seville Water Systems. Staff intend to present a draft application to the Board in October.

SEQUOIA FIELD AIRPORT

Staff are in the final phases of preparation of the construction documents and will rebid the Navigational Aids project. It is the intent of RMA to advertise the project by mid-September. In accordance with the directives of the FAA the PAPI lights will be furnished as construction materials to the contractor with the lowest most responsive base bid. Staff anticipate a three-week advertisement of the project. Staff have provided to the FAA the final exhibits required for close out the ALP plan grant.

One of the airport tenants, Vortex Powered Paragliding, held a gathering for paragliders over Labor Day weekend. About 50 powered paragliders came from across the state and held discussions and flying demonstrations.



FLOOD CONTROL

There was no Flood Commission meeting in August.

The Encroachment Permit Application to the Bureau of Reclamation for the Strathmore Flood Control Project is on hold until issues with the Friant Kern Canal Authority (FKCA) have been resolved. A meeting has been scheduled with the FKCA, Bureau of Reclamation and Tulare County to sort out FKCA concerns. Staff continues to finalize technical specifications.

Staff are working to prepare for the annual preseason flood coordination meeting, which will be held in September or early October.

TOMF and CNG Fueling System Project

Transit Operations and Maintenance Facility Project:

Based on the current work schedule, this project will be nearing completion in mid-October, approximately three months ahead of the planned completion date. The contractor, Seals Construction, Inc. continued its work within the Operations Building while multiple subcontractors work throughout the site. Work completed in August includes installation of lockers in the restrooms signage, and the HVAC “Energy Recovery Ventilator” unit and corner guard. The work completed within the Maintenance Building included floor polishing, roof-top cooler and blower installation, fire-line connections, and continued work on the building electrical systems. Site improvements also continued through out the project; these components include light pole installation, concrete replacement in damaged areas, monument sign installation, irrigation line installation and fence erection. Heavy gauge metal gates for the trash enclosure and the mechanical yard were installed. Crews also painted the CMU block walls throughout the jobsite to match the same two-tone coloration of the buildings.

Southern California Edison was on site to approve the underground switchboard panel infrastructure. With the approval of these elements it is anticipated that power will be provided to the site by late September. Southern California Gas was able to complete the connection between the Maintenance Building and the SCG mainline located adjacent to Road 140 in August as well. With this work completed the gas meter was installed and ready for turn on.

CNG Fueling System Project:

Hobbs Construction submitted product data and samples submittals as well as submittals for implementation of a Storm Water Pollution Prevention Plan (SWPPP). This is a combined effort between the TOMF contractor and Hobbs Construction. The contractor marked the area for underground service locations. Commencement of the project is anticipated within the next few weeks.

In August County staff was in contact with Southern California Gas to follow up on the pressure request to provide service to the upcoming CNG Fueling Facility. They have advised the pressure request has been conditionally accepted pending the installation of the Tulare betterment project which will increase the pressure of the line feeding the proposed fueling system. Southern California Gas anticipated the betterment project will start in October and will be completed by February 2020.

MANAGEMENT GROUP 4:

SURVEYOR'S OFFICE

The activities and projects in process and/or completed in August 2019 are as follows:

Certificate of Compliance	1	Public Document Requests	19
Corner Record	32	Record of Survey	33
Elevation Certificate	1	Right of Way Acquisition	1
Lot Line Adjustment	3	Tract Map	6
Merger of Parcels	3	Vacation of Right of Way	3
Parcel Map	21	Waived Parcel Map	3

Projects related to field services provided by the Surveyor's Office are as follows:

2019 RRAA Project 1	Plainview-M R (Maint.)
Allensworth Sidewalk	Poplar Crossing Road 192
Bridge Balch Park Road	Richgrove-M R (Maint.)
Ducor-Measure R (Maint.)	Strathmore Avenue 196 & Road 228
Earlimart Sidewalk Project	SW - Teapot Dome
Encroachment (multiple)	Terra Bella-M R (Maint.)
HSIP Cycle7 A232	Teviston-M R (Maint.)
HSIP Cycle 7 Worth	TOMF
Measure R Mountain	Woodville Sidewalk
Patching-M R (Maint.)	Yokohl-M R (Maint.)

Respectfully submitted,

Reed Schenke

REED SCHENKE, PE
Director

RS/nw

cc: Michael Washam, RMA Associate Director
Sherman Dix, RMA Fiscal Services Director

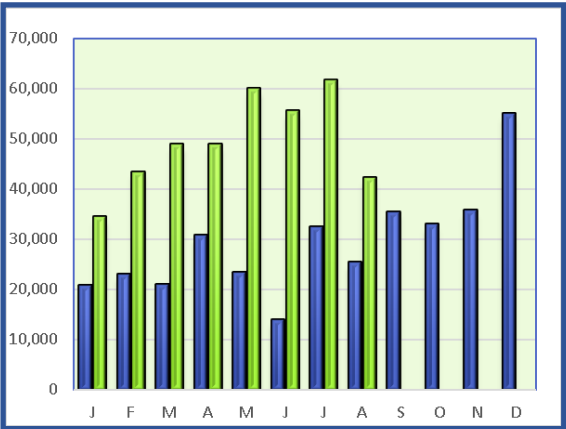
Tulare County RMA – Road Maintenance Activities

June 2019

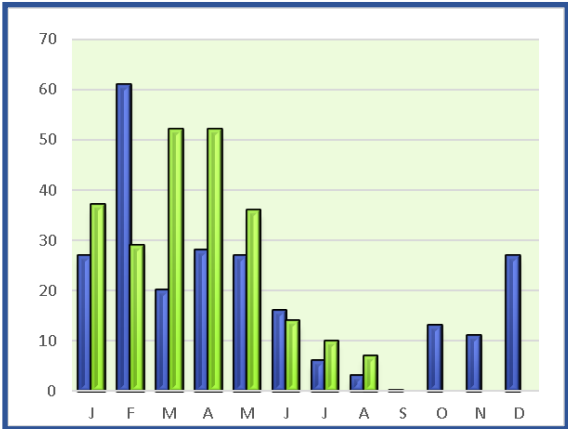


Green = 2019 Blue = 2018

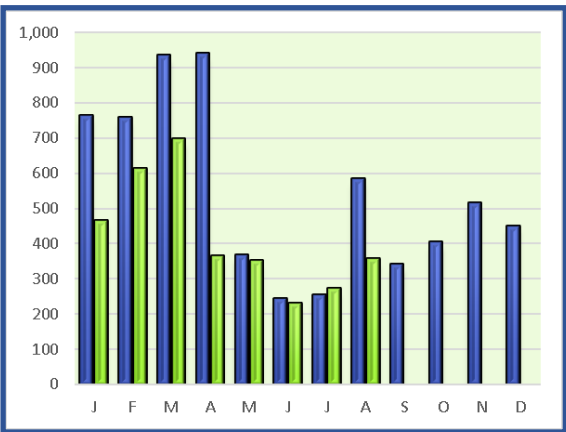
Potholes Patched



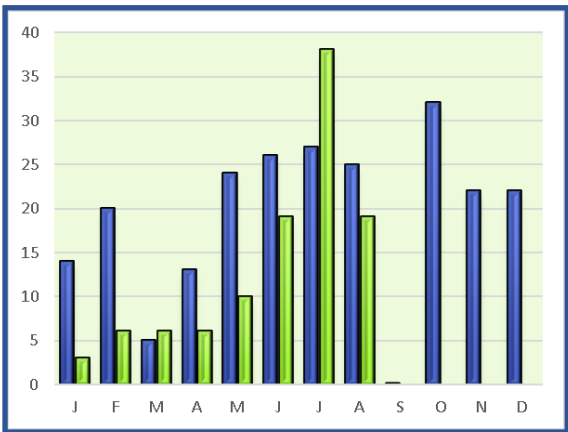
Shoulder Maintenance (miles)



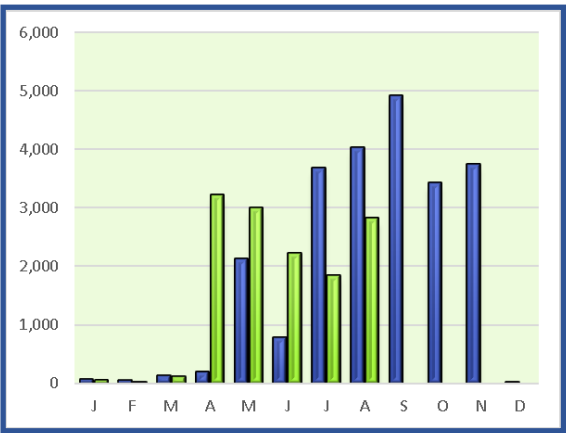
Traffic Signs



Blade Patch (miles)



Road Stencil (sq ft)



Road Stripe (miles)

